

SICAK VE SOĞUK
SU HORTUMLARI (E TİPİ)
HOT AND COLD
WATER HOSES (TYPE E)



ÖZELLİKLER / SPECIFICATIONS

ALT KAT : SİYAH EPDM KAUÇUK
INNER TUBE : BLACK EPDM RUBBER

NORMLAR : DIN 73411 TYPE E
NORMS : DIN 73411 TYPE E

TAKVİYE : TEKSTİL ÖRGÜ
REINFORCEMENT : TEXTILE BRAIDING

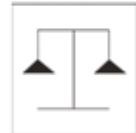
MARKALAMA : STANDARD MARKALAMA NORM KODU VE ÖLÇÜLERİ İÇERİR.
MARKING : STANDARD MARKING COVERS NORM CODE AND SIZES.

ÇALIŞMA SICAKLIĞI : SÜREKLİ : -40 °C / +120 °C
AZAMI : 150 °C
WORKING TEMPERATURE : CONTINUOUSLY : -40 °C / +120 °C
MAXIMUM : 150 °C

UYGULAMA YERLERİ : DÜŞÜK BASINÇ ALTINDA GENEL AMAÇLI SICAK VE SOĞUK SU
TRANSFERİ İÇİN UYGUNDUR.
PLACES OF APPLICATION : SUITABLE FOR GENERAL PURPOSE HOT AND COLD WATER
TRANSFER UNDER LOW PRESSURE.

AÇIKLAMALAR : MÜŞTERİ TALEBİNE GÖRE DİĞER ÖLÇÜLERİN ÜRETİLMESİ MÜMKÜNDÜR. MARKA VE İŞARETLER MÜŞTERİ TALEBİNE GÖRE DEĞİŞTİRİLEBİLİR.
EXPLANATIONS : IT IS POSSIBLE TO PRODUCE OTHER SIZES UPON CUSTOMER REQUEST. IT IS POSSIBLE TO CHANGE MARK AND SIGNS ON HOSES UPON CUSTOMER REQUEST.

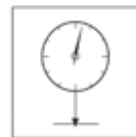
ÜRÜN KODU PRODUCT CODE	İÇ ÇAP INNER DIAMETER		DIŞ ÇAP OUTER DIAMETER	ET KALINLIĞI WALL THICKNES	ÇALIŞMA BASINCI WORKING PRESSURE		PATLAMA BASINCI BURSTING PRESSURE	
	İnç	mm			bar	psi	bar	psi
	ERD-160145	1/4"	6,0	12,0	3,0	7	101	14
ERD-160150	5/16"	8,0	14,0	3,0	7	101	14	203
ERD-160155	3/8"	10,0	17,0	3,5	7	101	14	203
ERD-160160	1/2"	12,0	18,0	3,0	7	101	14	203
ERD-160165	1/2"	13,0	19,0	3,0	7	101	14	203
ERD-160170	35/64"	14,0	20,0	3,0	7	101	14	203
ERD-160175	3/8"	15,0	21,0	3,0	7	101	14	203
ERD-160180	5/8"	16,0	24,0	4,0	7	101	14	203
ERD-160185	3/4"	19,0	25,0	3,0	7	101	14	203



Raw material testing (moisture)



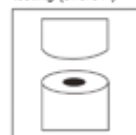
Physical property testing (tensile strenght, elongation)



Shore hardness testing (shore A)



Dimension testing (mm)



Moving die rheometer (cure rate curve)